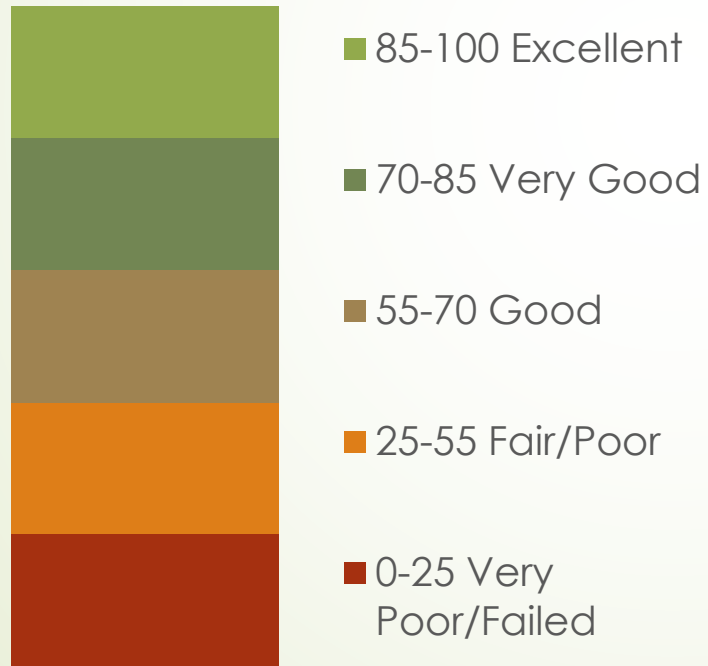


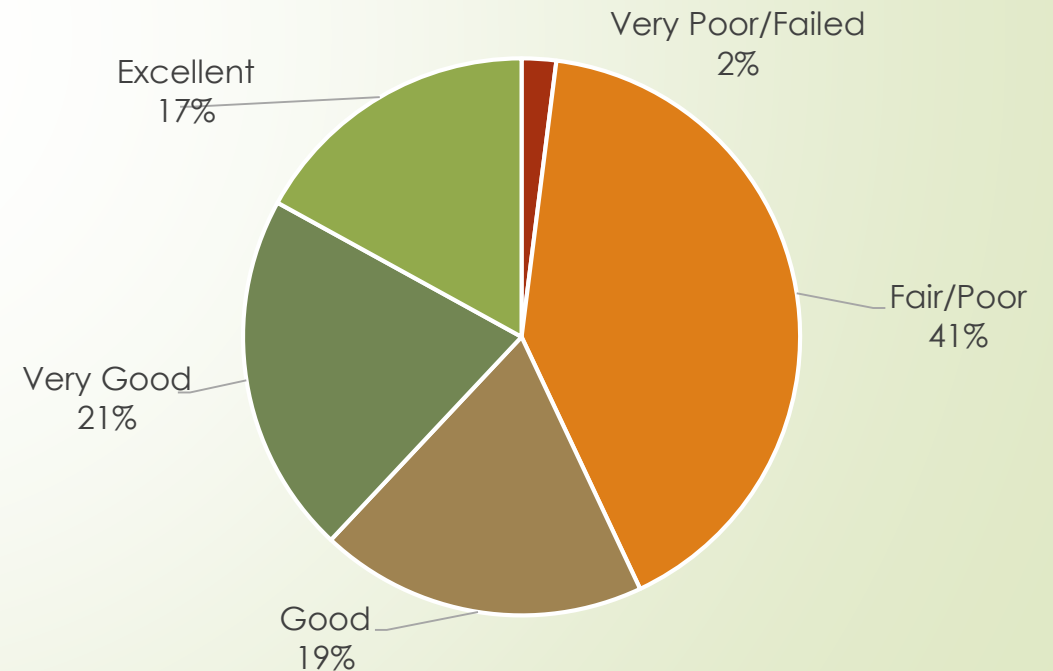
Road Conditions

In 2011, JUB Engineers studied & rated each road in Pleasant Grove based on a standardized scale called Pavement Condition Index (PCI)

PCI Scale

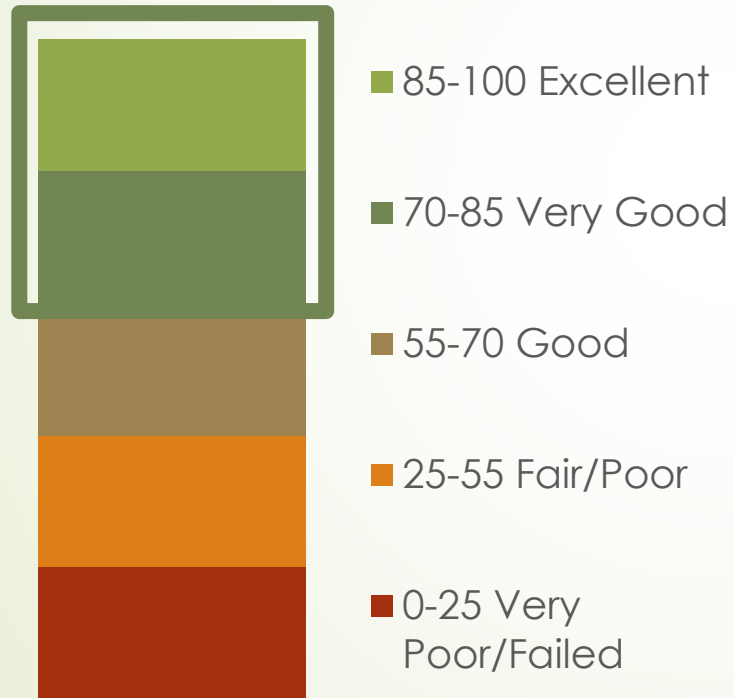


Pleasant Grove Roads by PCI Category



Road Maintenance Goal

City Council has established a goal to have all roads at 70 PCI or higher



JUB study indicates that **\$3.8 million annually for 20 years** is necessary to accomplish that goal



Pleasant Grove's Road Funding Tools

- ▶ **Gasoline Tax (Class C Road Monies)**

 - State Tax – 29.5 cents per gallon

 - 70% to the State

 - 30% to local government based on population and lane miles

 - Paid at the pump based on gallons purchased, not price per gallon

- ▶ **General Fund Contribution**

 - Revenue the City Council may allocate towards road maintenance

 - General Fund money can be spent on any governmental operation

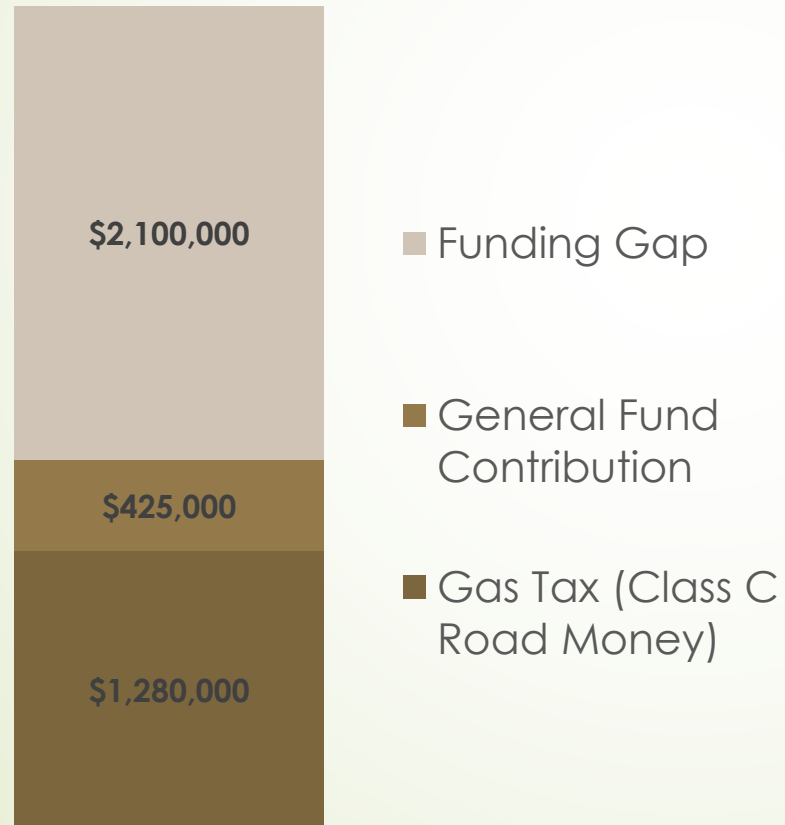
- ▶ **Transportation Utility Fee (Road Fee)**

 - Monthly fee added to utility bill

 - Based on national traffic engineering standards for residential & commercial usage of the roads

Current Funding

Current Funding - \$1,705,000



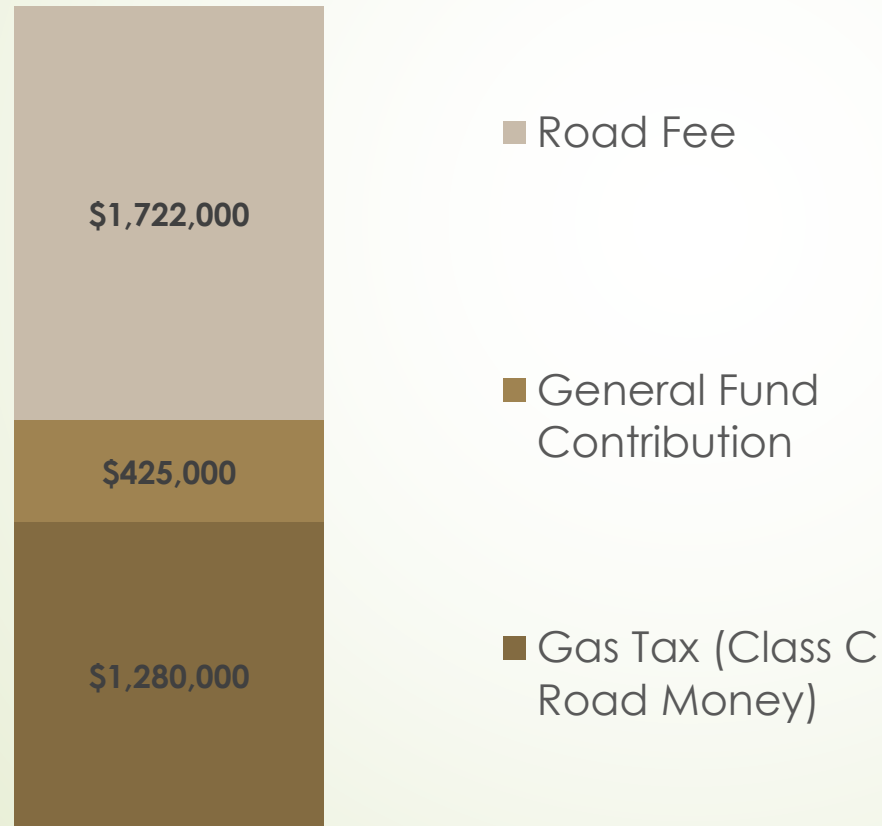
The City currently receives \$1.28M in Gas Tax Money from the State that is directly for road maintenance

City Council also budgets \$425K from the General Fund to be used for road maintenance

Current Funding \$1,705,000

OPTION 1

Total Funding - \$3,427,000



| Monthly Road Fee | |
|------------------|----------|
| Residential | \$10.29 |
| PDAT 0-2 | \$23.45 |
| PDAT 2-4 | \$69.53 |
| PDAT 4-20 | \$216.91 |
| PDAT 20+ | \$568.70 |

Commercial Categories

Peak Day Average Trips (Per Address)

PDAT 0-2: General Office

PDAT 2-4: Small Retail, Medical/Dental Office

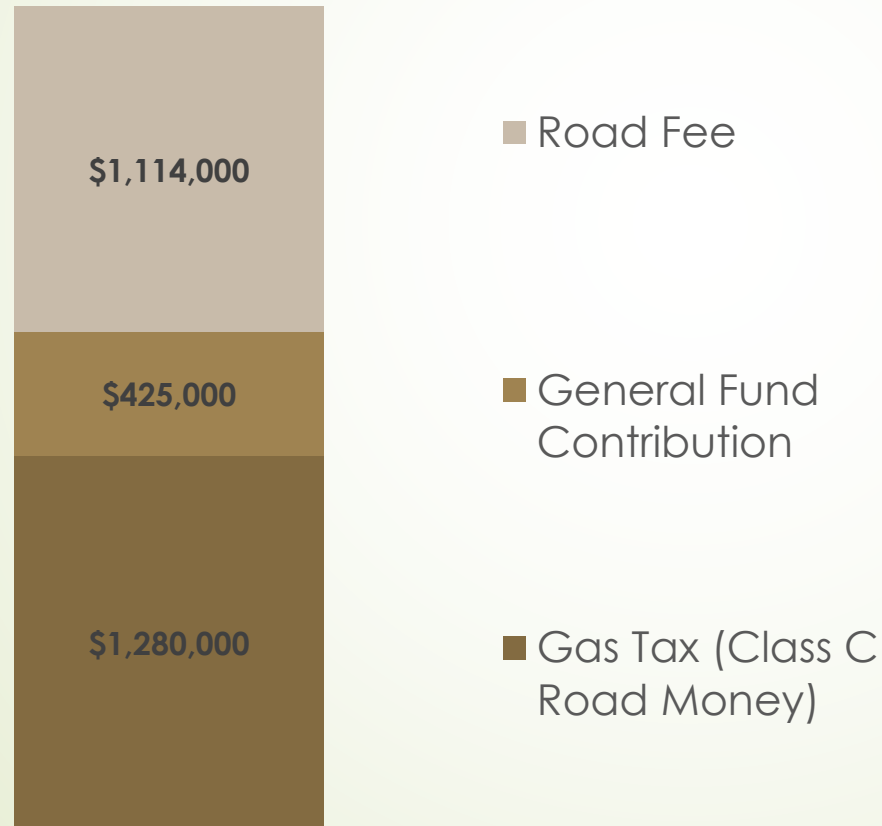
PDAT 4-20: Fast Foot Restaurant, Large Retail

PDAT 20+: Convenience Store

Commercial Rates include 45% business exemption.
See FAQ handout for details

OPTION 2

Total Funding - \$3,119,000



| Monthly Road Fee | |
|------------------|----------|
| Residential | \$8.45 |
| PDAT 0-4 | \$41.27 |
| PDAT 4+ | \$236.05 |

Commercial Categories
Peak Day Average Trips (Per Address)
PDAT 0-2: General Office
PDAT 2-4: Small Retail, Medical/Dental Office
PDAT 4-20: Fast Foot Restaurant, Large Retail
PDAT 20+: Convenience Store

Commercial Rates include 45% business exemption.
See FAQ handout for details